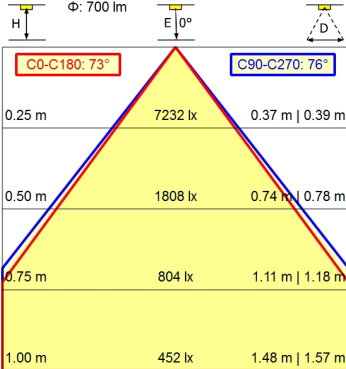
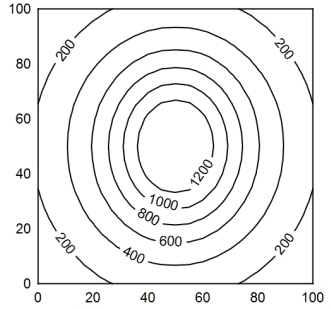
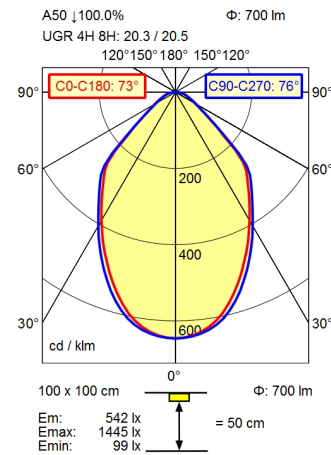


- CEE 7/XVI
- BS 1363
- NEMA 5-15P



- light source**
- work equipment**
- connected load**
- secondary tension**
- power consumption**
- sec. power consumption**
- luminous flux**
- luminous efficiency**
- light type/-color**
- colour temperatur**
- color rendering index**
- light distribution**
- direct ratio**
- beam angle**
- chromaticity tolerance LED**
- luminance (L65)**
- unified glare rating (4H 8H)**
- system of protection**
- class of protection**
- technology**
- operation**
- housing**
- cover**
- arm**
- weight (net)**
- mains lead**
- fastening**
- decorative contrast side parts**

- LED
- electronic transformer
- 100 - 240 V; Wechselstrom (AC); 50 Hz; 60 Hz
- 24 V
- ca. 12 W
- ca. 10 W
- approx. 700 lm
- approx. 70 lm/W
- cold white
- approx. 4.000 K
- CRI > 90; R9 > 50
- direct
- approx. 100 %
- 75°
- < 3 SDCM
- <= 12000 cd/m²
- <= 25
- IP 20
- II with plug-in power supply, III without plug-in power supply
- Touch DIM
- multi-function switch
- aluminium coloured anodised
- structured; plastic
- silver metallic
- ca. 2 kg
- ca. 3 m; mains plug: CEE 7/XVI; BS 1363; NEMA 5-15P
- table base
- black

